

TOYOTA

# RAV4 PLUG-IN HYBRID



PRODUCT GUIDE  
Effective from May 2026



# RAV4 PLUG-IN HYBRID

The RAV4 Plug-in Hybrid takes Toyota's hybrid technology to the next level, delivering powerful performance with exceptional range. The new high-capacity battery charges faster than ever, so you can enjoy smooth, quiet electric driving for most everyday journeys.

The RAV4 Plug-in Hybrid lets you enjoy electric freedom, hybrid efficiency, and effortless performance, without compromise.

Scan the **QR code** to learn more about the RAV4 Plug-in Hybrid.



ALL IMAGES CONTAINED IN THIS DOCUMENT ARE FOR ILLUSTRATIVE PURPOSES ONLY. LOCAL SPECIFICATION MAY VARY.

# SPECIFICATION



# RAV4 PHEV SOL



## SAFETY

- Toyota Safety Sense TSS4
- Adjustable Speed Limiter (ASL)
- Anti-Jam Protection on Power Windows
- Anti-Lock Braking System (ABS) with Electronic Brake Force Distribution (EBD)
- Blind Spot Monitor (BSM)
- Brake Assist (BA)
- Driver Monitoring Camera
- eCall
- Emergency Brake-Light Signal (EBS)
- Emergency Driving Stop System (EDSS)
- Full-Range Adaptive Cruise Control
- Hill-Start Assist Control (HAC)
- Immobiliser
- Intelligent Clearance Sonar (ICS) (Front & Rear, for Objects, Vehicle & Pedestrian)
- Front & Rear Parking Sensors
- Intrusion Alarm
- Lane Trace Assist (LTA)
- Pre-Collision System
- Rear Cross Traffic Alert (RCTA)
- Rear Seat Reminder System (RSRS)
- Rear-View Camera with Dynamic Guide Lines
- Road Sign Assist (RSA)
- Safe Exit Assist (SEA)
- Tyre Pressure Warning System (TPWS)
- Vehicle Approach Notice

## EXTERIOR & VISIBILITY

- Alloy Roof Rails
- Automatic Rear Flashing Hazard Lights (ARFHL)
- Bi-Beam LED Headlamps
- Black Door Mirrors
- Black Paint Wheel Arch Moulding
- Daytime Running Lights (LED)
- Front Fog Lamps (LED)
- Gloss Black Rear Spoiler
- LED Rear Brake Lights
- Privacy Glass
- Rain Sensor
- Rear Combination Lamps (LED)
- Rear Fog Lamps (LED)
- Electric Fuel Lid Release with Switch

## INTERIOR & INSTRUMENTATION

- 12.3" Coloured TFT Information Display
- 3-Spoke Leather Steering Wheel
- Console Box 12V Power Outlet
- Electro-Chromatic Rear-View Mirror
- Electronic Parking Brake
- Heated Steering Wheel
- Illuminated Entry System
- Manual Telescopic & Tilting Steering Wheel
- Rear Passenger 12V Power Outlet
- Rear-View Camera Display in Audio Screen
- Synthetic Leather Front & Rear Door Armrests
- Humidity Sensor
- Paddle Shifts

## CONVENIENCE

- Automatically Retractable, Heated Door Mirrors
- Dual-Zone Automatic Air Conditioning
- Push-Button Start
- Power Boot

## WHEELS

- 18" Dark Grey Machined-face Alloy Wheels (5-Double-Spoke)
- Tyre Repair Kit

## TECHNICAL SPECIFICATION\*\*

- **HP 272**
- **EV Range up to 137 km**
- **CO<sub>2</sub> Combined (WLTP) 30 g/km**
- **Fuel Consumption Combined (WLTP) 1.3 l/100km**
- **Annual Road Tax € 140**
- **Braked Towing 800 kg**

## AUDIO & NAV

- 12.9" Multimedia Display with Embedded Navigation System
- 6 Speakers
- Bluetooth® Hands-Free System
- Digital Audio Broadcast (DAB)
- Smart Voice Assist
- Smartphone Integration (Wireless Apple CarPlay\* & Wireless Android Auto™)
- USB Connector (1 x Front Instrument Panel, 2 x Rear -Type C)
- Voice Recognition

## SEATS

- 60:40 Split-Folding 2nd Row Rear Seats
- Adjustable Lumbar Support on Driver Seat
- Black Fabric Upholstery
- Heated Driver & Front Passenger Seats
- ISOFIX Seat Fixing

## PERFORMANCE

- Auto EV/Hybrid Mode

## MYTOYOTA

- Digital Key
- Remote Air Conditioning System
- Remote Door Lock
- Remote Hazard Lights System

## EV CHARGING

- Standard Charger (11kW AC)

\*Apple CarPlay is a trademark of Apple Inc.

\*\*All technical specification pending final homologation



# RAV4 PHEV SPORT

Adds to Sol



## CONVENIENCE

- Power Back Door with Kick Function

## INTERIOR & INSTRUMENTATION

- Centre Tray & Cup Holder Illumination
- Hands On/Off Sensors On Steering Wheel
- Wireless Charger

## SEATS

- Synthetic & Ultra Suede Leather Upholstery
- Memory Function on Driver Seat
- Power-Height-Adjustable Front Passenger Seat
- Ventilated Front Seats

## EXTERIOR & VISIBILITY

- High-Mounted Stop Lamp (LED)
- Piano Black Front & Rear Bumper


## WHEELS

- 20" Black Alloy Wheels (5-Double-Spoke)

## TECHNICAL SPECIFICATION\*\*

- HP **272**
- EV Range up to **128km**
- CO<sub>2</sub> Combined (WLTP) **38 g/km**
- Fuel Consumption Combined (WLTP) **1.7 l/100km**
- Annual Road Tax **€ 140**
- Braked Towing **800 kg**

\*\*All technical specification pending final homologation



# RAV4 PHEV PLATINUM

Adds to Sport



## SAFETY

- Front Cross Traffic Alert (FCTA)
- Lane Change Assist (LCA)
- Panoramic View Monitor with 3D Effect
- Side-View Camera on Door Mirrors
- Toyota Teammate Advanced Park (Remote Controlled)
- Anti-Jam Protection on Panoramic Moon Roof

## INTERIOR & INSTRUMENTATION

- Head Up Display
- 2 Wireless Mobile Phone Chargers
- Front 45W USB Type-C Connector (2)

## SEATS

- Heated Rear Seats

## CONVENIENCE

- Windshield De-icer

## WHEELS

- 20" Black Machined-Face Alloy Wheels (5-Double-Spoke)

## AUDIO & NAV

- 9 Speakers
- JBL® Premium Sound System
- Subwoofer

## EXTERIOR & VISIBILITY

- Chrome Toyota RAV4 Badge on Tailgate
- Black Front Bumper
- Silver Front Under-Run
- Black Rear Bumper
- IR Floodlight
- Adaptive High Beam System (AHS)
- Panoramic Moon Roof with Tilt & Slide
- Black Wheel Arch Moulding

## TECHNICAL SPECIFICATION\*\*

- HP **272**
- EV Range **up to 125km**
- CO<sub>2</sub> Combined (WLTP) **40 g/km**
- Fuel Consumption Combined (WLTP) **1.8 l/100km**
- Annual Road Tax **€ 140**
- Braked Towing **800 kg**

## EV CHARGING

- Fast Charger (50kW DC)

\*\*All technical specification pending final homologation



# RAV4 PHEV GR SPORT

Adds to Platinum



## SAFETY

- Downhill Assist Control (DAC)

## INTERIOR & INSTRUMENTATION

- GR-S Synthetic Leather Knee Pads on Rear Console Box
- Digital Tachometer
- GR SPORT Aluminium Pedals
- 3-Spoke GR SPORT Leather Steering Wheel

## WHEELS

- 20" Alloy Wheels (5-Double-Spoke)

## EXTERIOR & VISIBILITY

- GR SPORT Badge on Boot Door
- GR SPORT Piano Black Front Bumper
- GR SPORT Black Rear Bumper
- GR SPORT Rear Under-Run
- GR SPORT Badge on Upper Front Grille
- GR SPORT Black Upper Front Grille
- GR SPORT Black Wider Fenders
- Glossy Black Toyota RAV4 Badge on Tailgate
- Moon Roof with Tilt & Slide

## TECHNICAL SPECIFICATION\*\*

- HP **309**
- EV Range up to **121km**
- CO<sub>2</sub> Combined (WLTP) **36 g/km**
- Fuel Consumption Combined (WLTP) **1.6l/100km**
- Annual Road Tax **€140**
- Braked Towing **2000 kg**

\*\*All technical specification pending final homologation





# RAV4 PLUG-IN HYBRID EXTERIOR COLOURS

## MONOTONE (Sol and Platinum only)



Pure White (Sol) (040)\*

Pearl Ice White (089)\*\*\*

Massive Grey (1L6)\*\*

Urban Rock (1M6)\*\*



Attitude Black (218)\*\*

Tokyo Red (3T3)\*\*\*

Forest Green (6X7)\*\*

Midnight Blue (8X8)\*\*



Avantgarde Bronze (4V8)\*\*

## BI-TONE Sport



Tokyo Red Bi-tone  
(Sport) (2NF)\*\*\*

Avantgarde Bronze Bi-tone  
(2SQ)\*\*

Forest Green Bi-tone  
(M39)\*\*

Midnight Blue Bi-tone  
(M40)\*\*

## BI-TONE Sport and GR SPORT



Urban Rock Bi-tone  
(M38)\*\*

Pearl Ice White Bi-tone  
(2VP)\*\*\*

Massive Grey Bi-tone  
(M22)\*\*

Pearl Red Bi-tone  
(GR SPORT only) (2TB)\*\*\*

Solid\*  
Metallic\*\*  
Pearlescent\*\*\*



# RAV4 PLUG-IN HYBRID INTERIOR TRIMS



**Black Fabric (Sol) (FA20)**



**Ultra Suede and Synthetic Leather  
(Sport) (EC20)**



**Light Grey Leather (Platinum) (LA10)**



**Black Leather (Platinum) (LA20)**



**Partial Suede and Synthetic Leather (GR SPORT) (ED20)**



# PERFORMANCE AND EFFICIENCY



PERFORMANCE	2.5 TNGA PHEV FWD	2.5 TNGA PHEV AWD (GR SPORT)
ENGINE (cc)	2487	2487
ACCELERATION 0-100 km/h (s)	7.5	5.8
MAX POWER (hp/kW)	272	309
MAX TORQUE (Nm)	227	227

EMISSIONS & FUEL	2.5 TNGA PHEV FWD	2.5 TNGA PHEV AWD (GR SPORT)
CO <sub>2</sub> (g/km)	32 - 40	36
FUEL (l/100km combined)	1.3 - 1.8	1.6
NITROGEN OXIDES (NO <sub>x</sub> )	3.1	2.7
WLTP EV RANGE (km)	125-137	121

DIMENSIONS	2.5 TNGA PHEV FWD	2.5 TNGA PHEV AWD (GR SPORT)
LENGTH	4600	4645
WIDTH	1855	1880
HEIGHT	1695	1685
WHEELBASE	2690	2690
MAX BOOT CAPACITY (l)	446	446

All technical specification is pending final homologation



# BATTERY AND CHARGING

## CHARGING 'PLUG AND PLAY'

Charging the RAV4 PHEV is easy and safe, with multiple charging options to meet customer needs in every situation.



### TOYOTA HOMECHARGE **EVERYDAY**

A wall-box can be installed at customers' homes or offices for efficient charging:  
Home/Public - 2 hours at 32A with 11kW OBC



### HOUSEHOLD PLUG **IF NECESSARY**

Charging from a home socket is possible but takes considerably longer, up to 6.5 hours at 10A.



### RANGE

**EV BATTERY RANGE** Up to 137 km \*

\*Tested according to WLTP Regulations. EV Range varies according to environmental and internal factors



# RAV4 PLUG-IN HYBRID KEY ACCESSORIES

## RAV4 PHEV CARE PACK



**BOOT LINER**  
Tailored to the boot of your vehicle and provides protection against dirt and spills.



**FRONT & REAR MUD GUARDS**  
Designed to minimise water, mud and stones spraying onto your car's body.



**LOCK NUTS**  
Replacing one nut on each wheel with a Toyota hardened steel wheel lock will maximise security for your valuable alloys.

## RAV4 PHEV STYLE PACK



**REAR CHROME GARNISH**  
Add a touch of class along with the lower edge of your vehicle's boot with a premium chrome boot garnish.



**CHROME SIDE SILLS**  
These sit beautifully, contoured along the sides of your vehicle.



**ALUMINIUM SCUFF PLATES**  
Genuine scuff plates on the door sills create an immediate impression of style while also serving a very practical purpose of protecting the sill paintwork.

## SIDE STEP



The side step gives you easy access to the roof accessories while enhancing the rugged appeal of your car.



Scan the QR Code for more information on accessories.



# DISCOVER PLUG-IN HYBRID

Plug-in Hybrids combine electric power and a petrol engine in one advanced powertrain. With a bigger battery plus the option to charge, Plug-in Hybrids offer increased pure-electric driving capability in EV mode than regular hybrids. The petrol engine also makes them ideal for longer trips.



## Refuel as usual

Refuelling your Plug-in Hybrid is easy. Top up with petrol as normal at filling stations to drive the combustion engine.



## Easy charging

A wallbox will help deliver fast and hassle-free charging at home. You can also charge your Toyota Plug-in Hybrid at home from a standard power supply. And on the move you can use the public charging network.



## Lower emissions

With the ability to travel further than Hybrids on electric power alone, Toyota's Plug-in Hybrid cars can cover local trips in EV mode, using no fuel and with no tailpipe emissions. Emissions may be associated with other aspects of the car's life cycle, such as tyre and brake wear.



Scan the QR Code to learn more about Toyota Plug-in Hybrid!



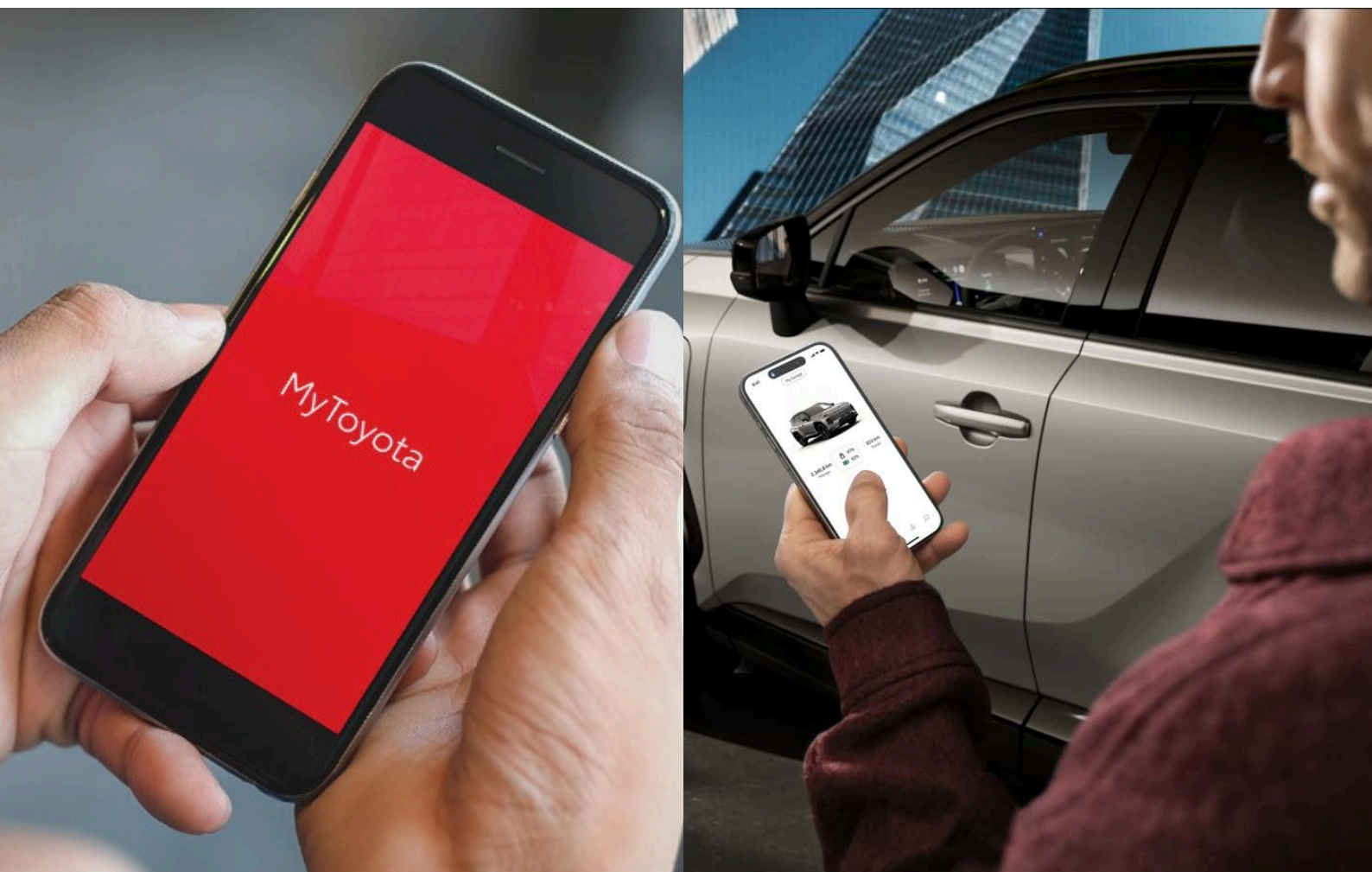


# ALWAYS ON THE GO, ALWAYS CONNECTED

The intelligent cockpit keeps everything in sync between your vehicle and smartphone. The MyToyota App, designed to enhance the driving experience, opens up a world of connectivity.

Depending on the model, the MyToyota App provides a suite of services that enable you to heat and cool your car using your smartphone, check your car's battery level, receive real-time updates, view trip history, and access to coaching features aimed at optimising your driving performance, ensuring you get the most from your Toyota.

Scan the QR code to learn more about the MyToyota App!





# TOYOTA SAFETY SENSE

Toyota Safety Sense features a set of five active technologies with the ultimate goal being to reduce traffic accidents as much as possible, helping to create a safer driving environment for everyone, while supporting you in your daily journey.



## Pre-Collision System

Recognises a potential head-on impact and a wide range of objects in the car's path, including pedestrians, cyclists and motorcycles.



## Lane Departure Alert

The lane-centring function will alert the driver if the vehicle starts to deviate from its lane.



## Automatic High Beam

Designed to optimise visibility during night driving by automatically switching between high and low beam for oncoming vehicles and leading traffic.



## Road Sign Assist

Monitors the road signs ahead, displaying useful information such as the current speed limit.



## Adaptive Cruise Control

Drivers can choose their cruising speed at a pre-set distance from the vehicle in front. If this distance falls, the system will reduce its speed.

Scan the QR Code to learn more about Toyota Safety Sense!





# MANUFACTURER'S WARRANTY

For peace of mind Toyota manufacturer's warranty ensures that every trip runs smoothly with:



## Manufacturer Warranty

- 3yrs/100,000km - Manufacturers Warranty
- 5yrs/100,000km - All Hybrid Components
- 12yrs/unlimited mileage - Corrosion Perforation



## Hybrid Warranty

- 5yrs/100,000km - All Hybrid Components (Including Hybrid Battery)
- Up to 15yrs/unlimited mileage Hybrid Battery Warranty once serviced with a Toyota Dealer



## Roadside Assistance

3 years of roadside assistance with Toyota Eurocare in the case of:

- Mechanical breakdown
- Accident
- No fuel
- Flat battery
- Flat Tyre
- Key lost or locked in

Call Toyota Eurocare on 1800-741-700 or from abroad +353 1 6193640

For further warranty details or recovery services contact your local Toyota Dealer.













# DO YOU KNOW ABOUT TOYOTA MOTOR INSURANCE?


Underwritten by Helvetia Global Solutions Ltd and arranged by Wrisk Europe GmbH.

## THE BENEFITS TO CHOOSING TOYOTA MOTOR INSURANCE

-  **ANY DRIVER COVER\***  
Includes learner, young and professional drivers. \*Additional €1,500 excess
-  **NO ADMIN FEES FOR ANY POLICY AMENDMENTS**
-  **GUARANTEED TOYOTA REPAIRS**
-  **UNINSURED DRIVER PROMISE**
-  **PROTECT YOUR NO CLAIMS BONUS**
-  **COURTESY CAR**
-  **NEW CAR REPLACEMENT**
-  **TAILORED SPECIFICALLY FOR TOYOTA DRIVERS**

COMPREHENSIVE  
MOTOR INSURANCE  
TAILORED EXCLUSIVELY  
FOR TOYOTA DRIVERS

BUILT FOR A BETTER WORLD



BUILT FOR A **BETTER** WORLD

To the best of our knowledge, all information in this product guide is correct at the time of going to print. Details of specifications and equipment provided in this product guide are subject to local conditions and requirements and may, therefore, vary from models available in your area. Please enquire with your local dealer for details on your local specifications and equipment. Vehicle body colours may differ slightly from the printed photographs in this Product Guide. Toyota Ireland reserves the right to alter any details of specifications and equipment without prior notice. © 2026 by Toyota Ireland. No part of this publication may in any way be reproduced without the prior written approval of Toyota Ireland.